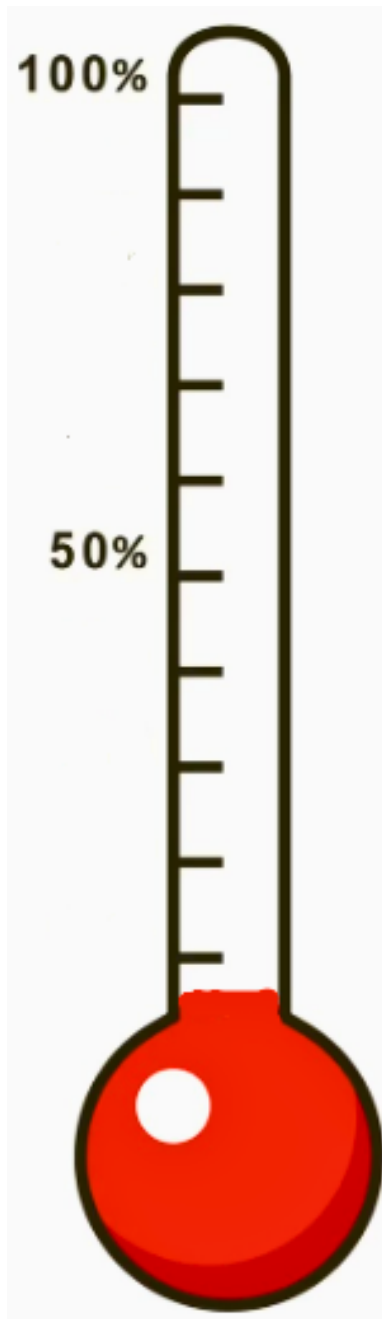


THE LINK

ISSUE 6 / AUGUST 2025

TCPR LINK STUDY NEWSLETTER

ENROLLMENT UPDATES



635 MYRESPONDERS,
AS OF JULY 2025

82%  **18%** 

EMERGENCY
USE CASES **64**

12 FULL SYSTEM USE
(CPRCARD +
TCPR LINK APP)

Many times, emergency use cases went unreported. If you have used the CPRcard in an emergency, do report to the study team immediately to arrange for a CPRcard exchange.

TCPR LINK WEB DASHBOARD

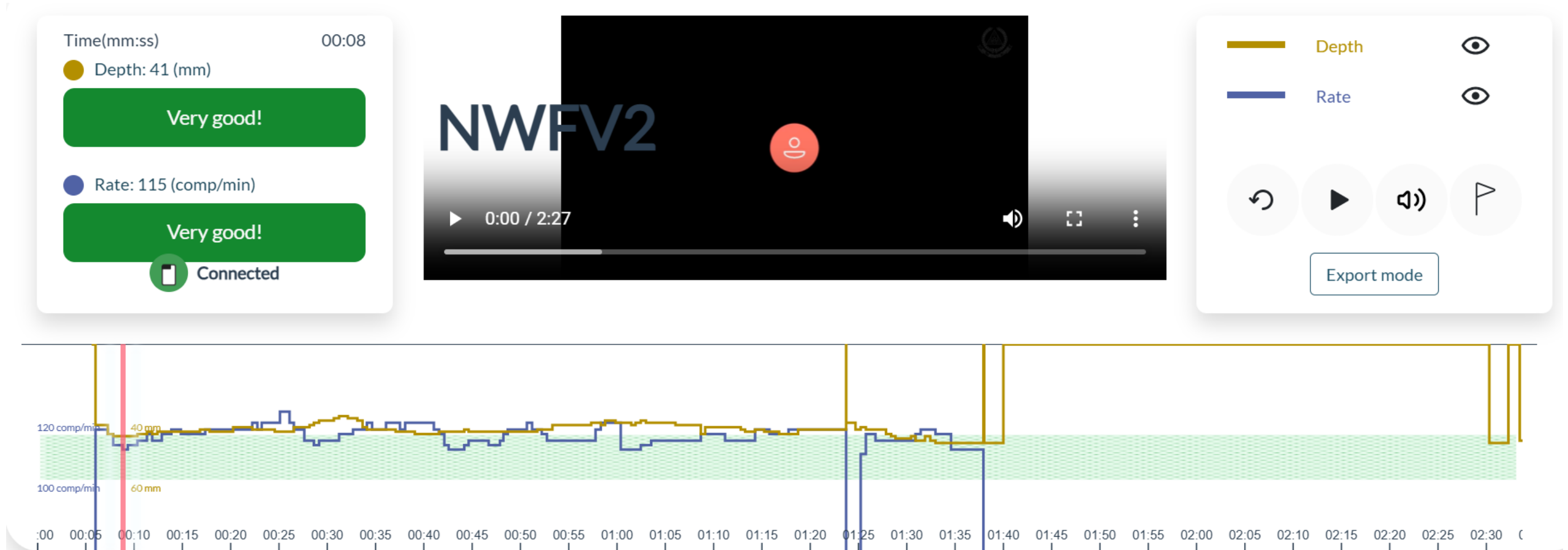


Image 1: View of the TCPR Link Web dashboard

Total TCPR Link episode time (mm:ss)	171
Hands on CPR during episode (%)	63
Seconds with no CPR	63
Total number of compressions	207
Adequate depth (40-60mm)[%]	18%
Adequate rate (100-120 per min)[%]	61%

Image 2: Summary of the TCPR Link session

This is an example of a TCPR Link session where our enrolled myResponder utilised the full system during an emergency. The web dashboard (Image 1) displays what the SCDF dispatcher sees while they provide you with compression feedback. A summary (Image 2) shows the compression quality provided by the myResponder who has done a good job!

TIPS AND GUIDE WHEN RESPONDING TO AN EMERGENCY

01.

Hand Placement on CPRcard

- Place the heel of your palm on the white section of the card, leaving the feedback meters visible.
- **Do not cover the feedback meters** because that will block the antenna signal to TCPR Link app and you won't be able to see the feedback.



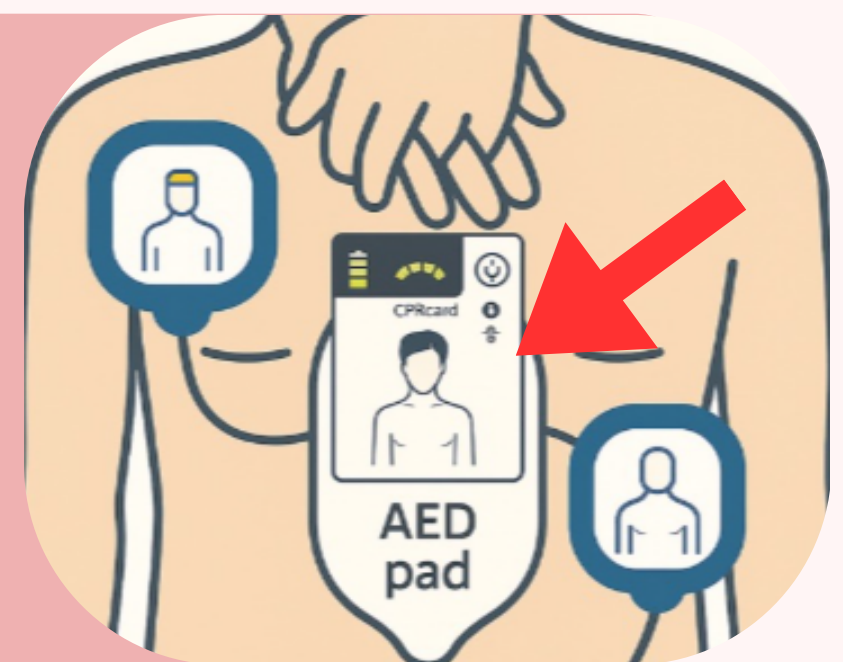
Phone Positioning

- Place your phone **nearest to you**.
- **Prop up** your phone using anything you can find so that the dispatcher can see you.
- And you should also be able to see the compression feedback on your phone screen.

02.

Place CPRcard on the AED Compression Pad

- You can still use your CPRcard even when there is an AED with CPR feedback.
- Simply place your CPRcard **on top** of the AED compression pad without removing the sticky liner and continue CPR.



03.

Tap End Session When Done

- Immediately tap the "End Session" button on the TCPR Link app when you are done with compressions.
- This enables the recorded session and data to be saved.
- **Do not kill the app** without tapping on the "End Session" button.



04.

ACTIVATION OF CASE RANDOMISATION (CONTROL VS INTERVENTION)



Image 3 shows how the screen on the TCPR Link app looks like for Control cases.

We will begin the randomisation of cases on **13 August 2025**.

- Control case: **No** audio and visual feedback from TCPR Link app. Rely only on CPRcard.
- Intervention case: Audio and visual features are fully active for you and SCDF dispatcher.